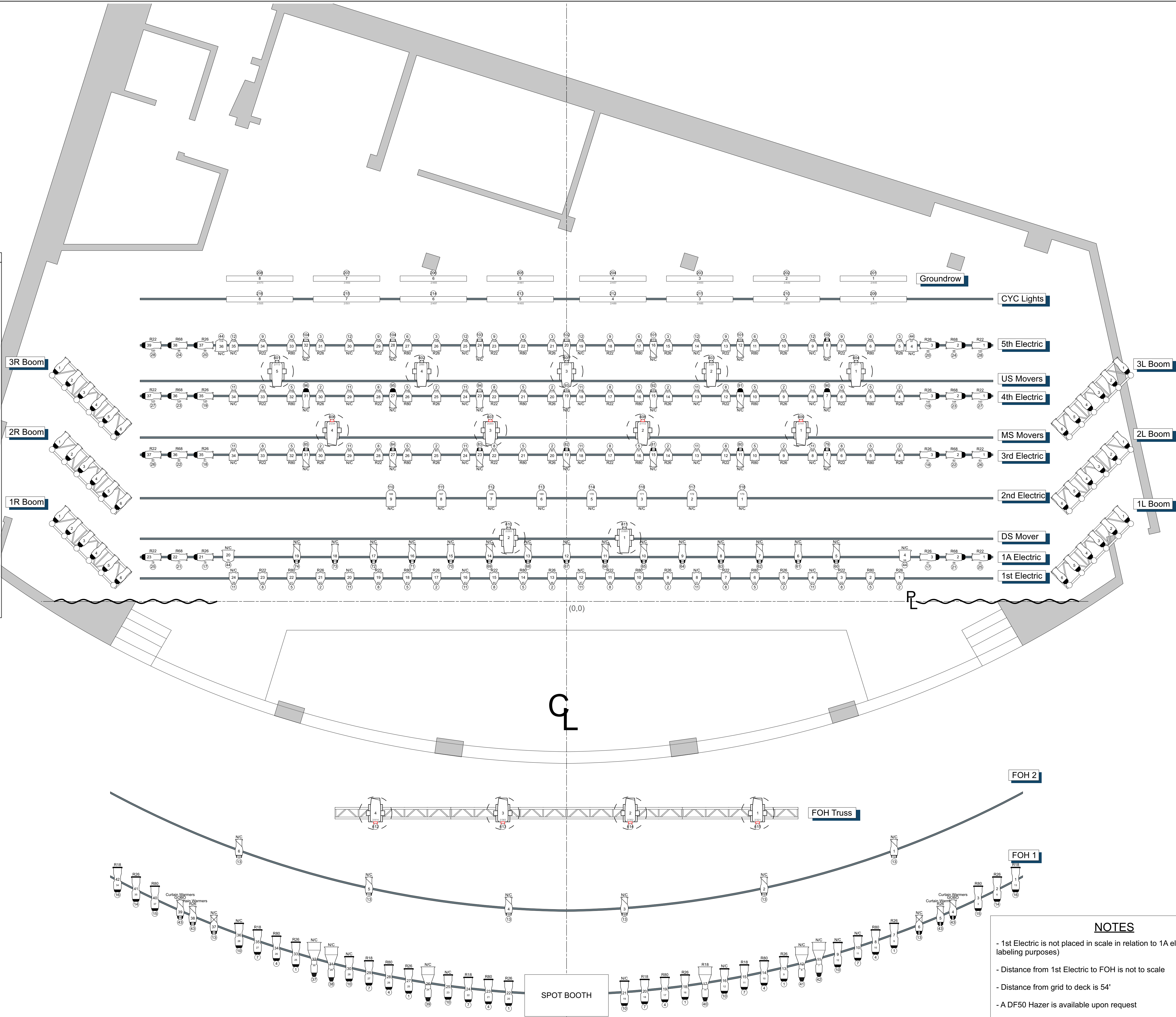
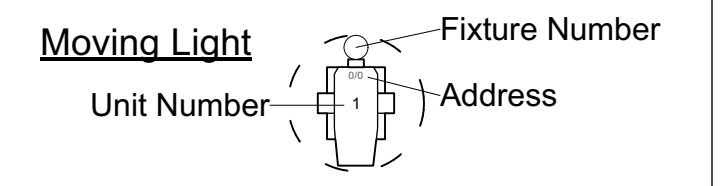
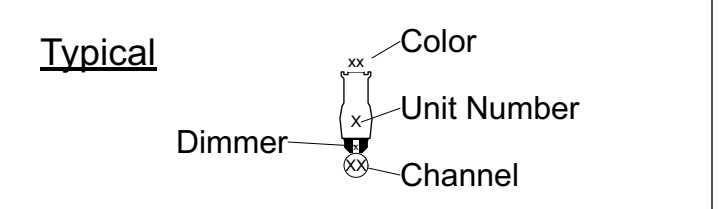


| LINESET SCHEDULE | |
|------------------|------------------------|
| 33 - 28'-2" | US Blackout (Split) |
| 32 - 27'-5" | White Bounce |
| 31 - 26'-8.5" | EMPTY |
| 30 - 26'-1" | Cyc Lights |
| 29 - 25'-1" | Black Scrim |
| 28 - 24'-6.5" | LED Wall |
| 27 - 23'-10" | #4 Legs |
| 26 - 23'-1.5" | EMPTY |
| 25 - 22'-1" | #5 ELECTRIC |
| 24 - 20'-7" | #4 Border |
| 23 - 19'-11" | #4 Cloud |
| 22 - 19'-3" | US MOVERS |
| 21 - 18'-5.5" | EMPTY |
| 20a - 17'-9" | #4 ELECTRIC |
| 20 - 17'-0" | #3 Legs |
| 19 - 16'-3" | #3 Border |
| 18 - 15'-5.75" | #3 Cloud |
| 17 - 14'-9.25" | Midstage Black (Split) |
| 16 - 14'-0" | MS MOVERS |
| 15 - 12'-8" | #3 ELECTRIC |
| 14 - 11'-8" | #2 Legs |
| 13 - 11'-1" | #2 Border |
| 12 - 10'-3" | #2 Cloud |
| 11 - 9'-7" | EMPTY |
| 10 - 8'-10.75" | #2 ELECTRIC |
| 9 - 8'-1.5" | EMPTY |
| 8 - 7'-4.75" | #1 Legs |
| 7 - 6'-6" | #1 Border |
| 6 - 5'-8" | #1 Cloud |
| 5 - 5'-0.5" | DS MOVERS |
| 4 - 3'-9.75" | #1A ELECTRIC |
| 3 - 2'-10" | #1 ELECTRIC |
| 2 - 2'-0.5" | EMPTY |
| 1 - 1'-4" | House Curtain (red) |
| - 0'-0" | Plaster Line |



- Light**
- S4 10 deg @ 750w
 - ETC Source Four 14 deg 750W @ 750w
 - S4 19 deg @ 750w
 - S4 26 deg @ 750w
 - S4 36 deg @ 750w
 - S4 PAR MFL @ 575w
 - Altman 10in Fresnel @ 2kw
 - Altman PAR 64 MFL @ 1KW
 - Chroma Q Color Force 72 @ 720w

- Moving Light**
- Varilite VL 3000 Spot @ 1.2kw
 - Varilite VL 3500 Spot @ 1.2kw



THIS DRAWING REPRESENTS VISUAL CONCEPTS AND CONSTRUCTION SUGGESTIONS ONLY

THE DESIGNER IS UNQUALIFIED TO DETERMINE THE STRUCTURAL OR ELECTRICAL APPROPRIATENESS OF THIS DESIGN AND WILL NOT ASSUME RESPONSIBILITY FOR IMPROPER ENGINEERING, CONSTRUCTION, HANDLING OR USE. ALL MATERIALS AND CONSTRUCTION MUST COMPLY WITH THE MOST STRINGENT APPLICABLE FEDERAL AND LOCAL FIRE, SAFETY, ENERGY AND ENVIRONMENTAL CODES.

| DATE | VERSION HISTORY | INITIAL |
|---------|------------------|---------|
| 2/15/22 | INITIAL DRAWING | AC |
| 2/24/22 | Revision 1 | AC |
| 2/28/22 | Revision 2/Final | AC |

LEHMAN CENTER FOR THE PERFORMING ARTS

250 Bedford Park Blvd West
Bronx, New York 10468

LIGHTING PLOT PLAN

Lighting Designer/Head LX: Monet Molock
mhmol@rcn.com

Drawn by: AC

SCALE: 1/4" = 1'-0"

PLATE **1** OF 1

- NOTES**
- 1st Electric is not placed in scale in relation to 1A electric (for labeling purposes)
 - Distance from 1st Electric to FOH is not to scale
 - Distance from grid to deck is 54'
 - A DF50 Hazer is available upon request